

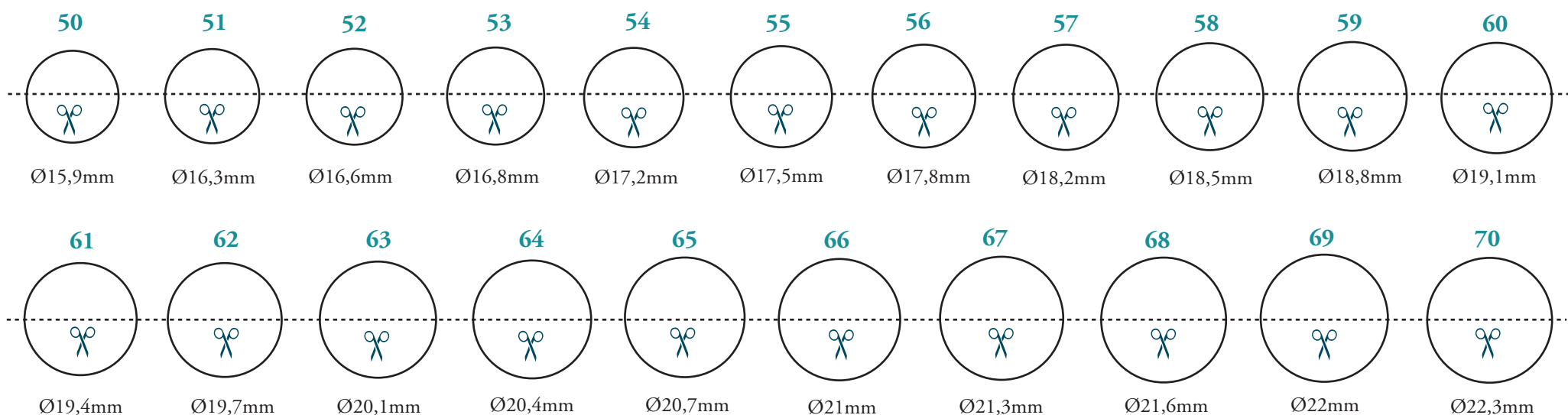
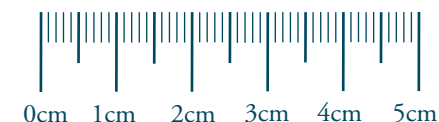
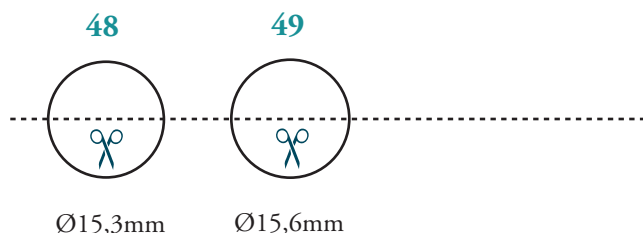


CAPOLAVORO

## RING WIDTH - CIRCUMFERENCE IN MM

## REFERENCE DIMENSION

Exactly 5 cm long



## DESCRIPTION

Print out this ring size template without 1:1 scaling and fold it along the dotted line. In this way, you can simply cut out a semicircle along the circle line, creating a round cut-out which you can use to measure your ring size. Make sure that the cut-out fits tightly on the finger on which the ring will be worn. When passing the cut-out over the knuckle, the cut-out may feel tight or even strained.

Please note that the width of your finger can vary depending on the temperature and time of day.

## SIZING FOR YOUR PARTNER'S RING

Place a ring, which your partner wears frequently on their corresponding finger, onto the appropriate circle. The inner circumference of the ring must be flush with the outer edge of the circle.

PLEASE NOTE: The Capolavoro ring size measurer is not 100% accurate.